



Du Bois Enterprises, Inc. Corner Cabinet Order Form

Customer _____
 P.O. Number _____
 Date _____
 Brand Fireplace _____
 Model Number _____

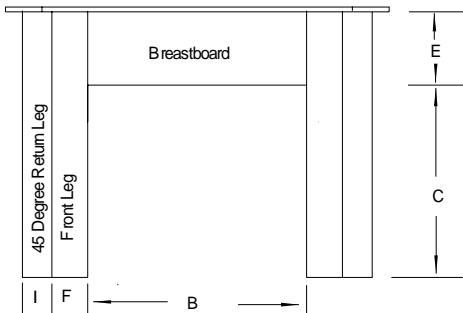
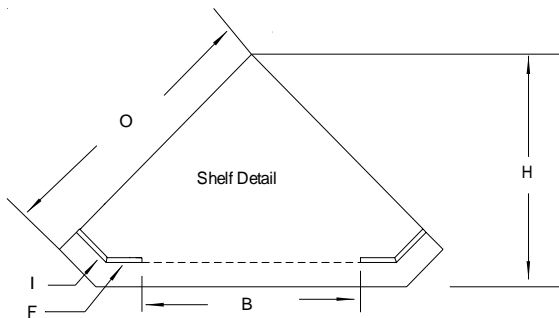
 DuBois Cabinet Number DCC _____
 Wood Species: Oak Poplar
 Cherry Maple

Fireproof Material Used

• None • Tile
 • 3/4" Marble • Versatile

Scribe Yes No

Trim Ring Used Yes No Width _____



Specify Dimensions

FIREPLACE BOX WIDTH _____

FIREPLACE BOX HEIGHT _____

B (Cabinet Opening between legs) _____

C (Leg Height) _____
 to bottom of breastboard

E (Breast Height) _____
 Normally 12" for rear vent units

F. Leg widths are determined by series

Contractor	4 1/2"	DC10-DC40
100 series	6"	DC100-DC650
	7"	DC750
1000 series	8"	DC1000-DC9000

I. Return Leg width 6" unless Changed due to K Dimension

Overall height is $C + E + 3/4"$

(H) Shelf Depth varies with model numbers

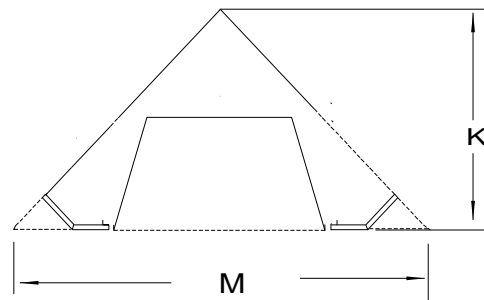
Dimension (O) is Forced by Dimensions (B), (F) & (I)

(K) Minimum Cabinet depth to corner _____

Dimension (K) is from the corner to front of fireplace box.
 We need to know the minimum dimension (K) for your fireplace.

The actual dimension (K) is Forced by:

The opening width (B) and Front Leg (F) and return Leg (I)
 Du Bois will furnish the (K) Dimension so the fireplace can be set in place. Dimension (M) is two times Dimension (K)
 Dimension (M) is from wall to wall



530 Riverview Avenue Elkhart, IN 46516
 Phone (574) 389-8844 Fax (574) 389-8855
 e-mail duboisent@aol.com Web Site duboismantels.com